

12 core pigtail color code:

	Signal	Wire Color
Power	VIN	RED
	GND	BLACK
Wiegand	DATA0_OUT	GREEN
	DATA1_OUT	WHITE
	GLD	LIGHT GREY
Relay	NC	VIOLET
	COMMON	DARK BROWN
	NO	YELLOW
RS485	RS485_B	BROWN
	RS485_A	DARK GREY
Sensor Inputs	REX Switch	BLUE
	Door Sensor	ORANGE







5



Scan this QR code for detailed
Installation Instructions




Contact Us

-  USA: +91 70221 97983
-  India: +91 8766812888
-  support@spintly.com
-  sales@spintly.com

For more information visit:
www.spintly.com

6



Spintly AURA LITE Instruction Manual

1

About:

Spintly AURA the advanced BLE mesh enabled reader by Spintly with highest level of security and reliability

Features:

- BLE Mesh connectivity to Gateway
- Wide Input operating voltage
- Highly Interoperable, retrofit with legacy controllers over Wiegand
- Open Supervised Device Protocol (OSDP) ready
- No internet required for access
- Cloud based access management

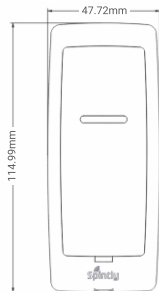
Specifications:

- **Voltage ratings:**
9V to 30V DC
- **Power consumption:**
2.4W max at 12V

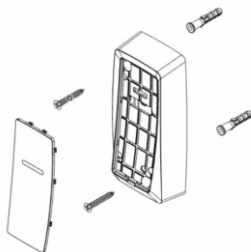
Box content:

Sr. No.	Contents in the box	Qty.
1	Spintly AURA LITE unit	1
2	ISO #6, 25mmL, CSK (+)	2
3	Wall Plugs	2
4	Instruction Manual	1

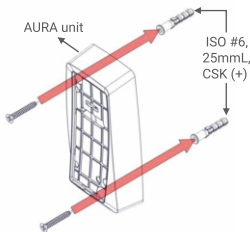
Mechanical dimensions:



Mounting Instruction:



Step 1: Mount the AURA unit on the wall with 2, ISO #6, 25mmL, CSK (+) screws as shown below



Step 2: Snap in the front face plate as shown below

